

2008

District 7 West Central (Columbus)



ANOVA Business Analysts

9/30/2008

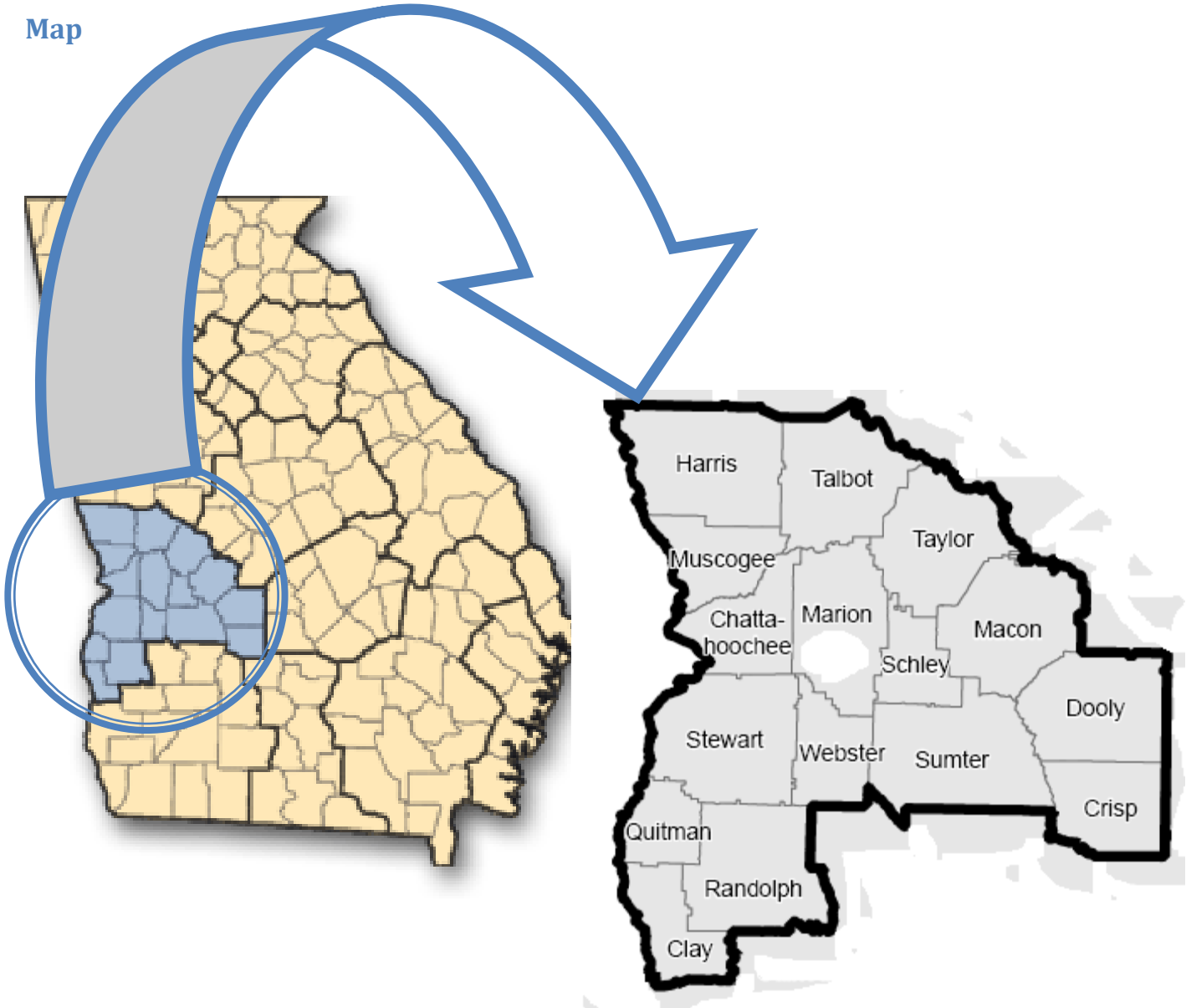
Comparison

State Calls	12,583
District Calls	479
%	3.81%

State Population	9,363,941
District Population	358,492
%	3.83%

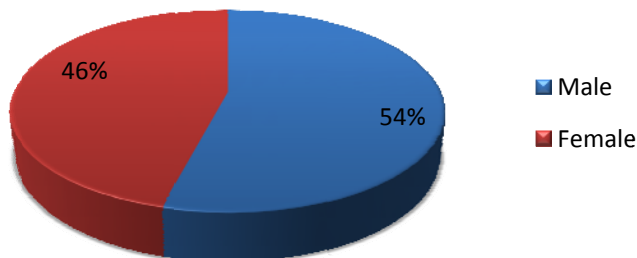
% of State Population Calling in	0.13%
% of District Population Calling in	0.13%

Map



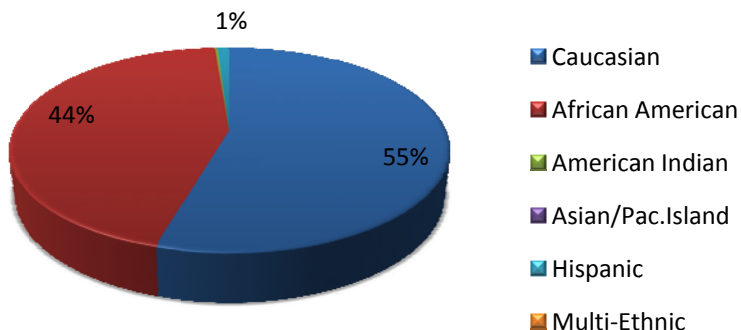
Gender

	Calls	%
Male	259	54.07%
Female	220	45.93%



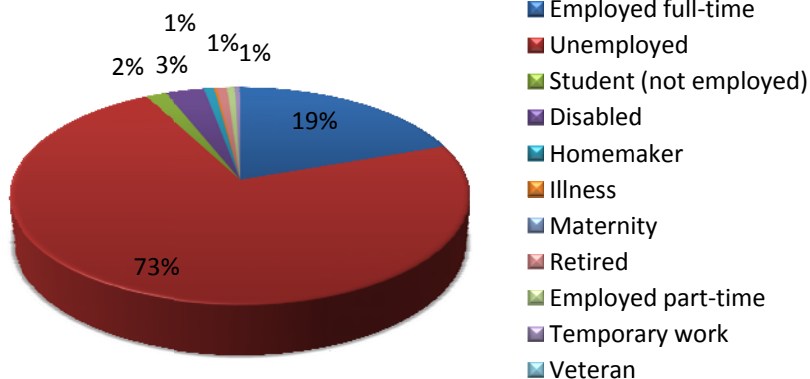
Ethnicity

	Calls	%
Caucasian	261	54.49%
African American	212	44.26%
American Indian	1	0.21%
Asian/Pac. Island	0	0.00%
Hispanic	5	1.04%
Multi-Ethnic	0	0.00%



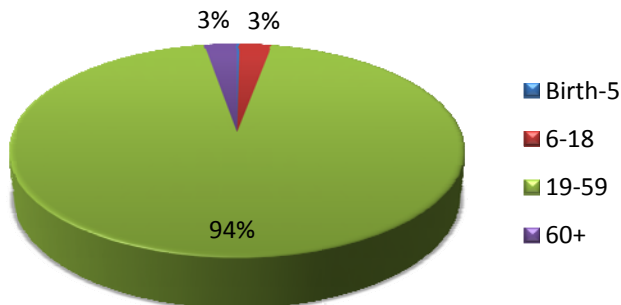
Employment Status

	Calls	%
Employed full-time	94	19.62%
Unemployed	348	72.65%
Student (not employed)	8	1.67%
Disabled	15	3.13%
Homemaker	4	0.84%
Illness	1	0.21%
Maternity	0	0.00%
Retired	4	0.84%
Employed part-time	3	0.63%
Temporary work	2	0.42%
Veteran	0	0.00%



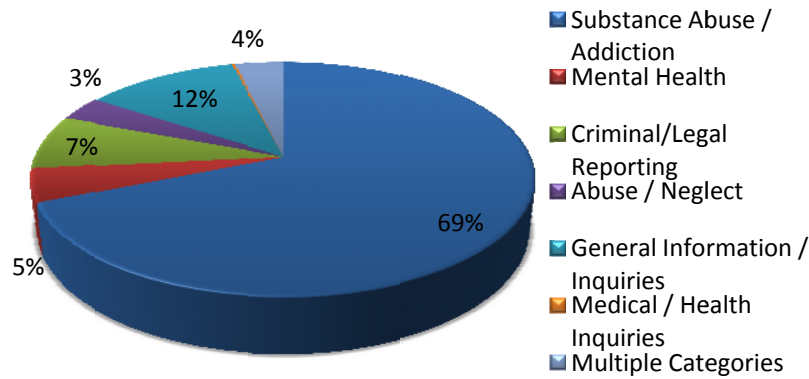
Age Range

	Calls	%
Birth-5	1	0.21%
6-18	13	2.71%
19-59	452	94.36%
60+	13	2.71%



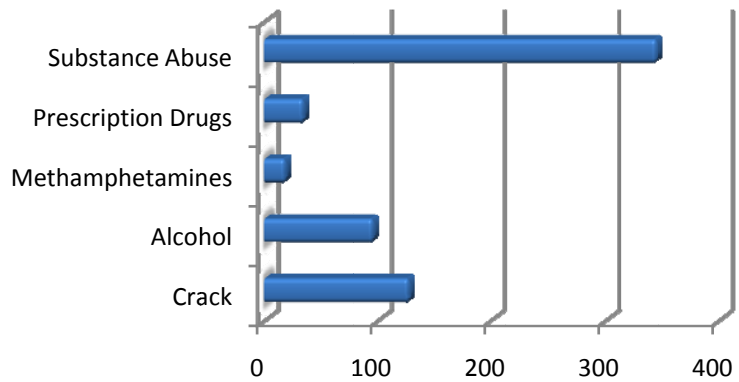
Need Categories

	Calls	%
<i>Substance Abuse / Addiction</i>	329	68.68%
<i>Mental Health</i>	22	4.59%
<i>Criminal/Legal Reporting</i>	36	7.52%
<i>Abuse / Neglect</i>	17	3.55%
<i>General Information / Inquiries</i>	56	11.69%
<i>Medical / Health Inquiries</i>	1	0.21%
<i>Multiple Categories</i>	18	3.76%



Specific Focus

	Calls	%
<i>Crack</i>	128	26.72%
<i>Alcohol</i>	96	20.04%
<i>Methamphetamines</i>	19	3.97%
<i>Prescription Drugs</i>	35	7.31%
<i>Substance Abuse</i>	345	72.03%



Counties

	Calls	%
<i>Chattahoochee</i>	1	0.21%
<i>Clay</i>	4	0.84%
<i>Crisp</i>	32	6.68%
<i>Dooly</i>	8	1.67%
<i>Harris</i>	12	2.51%
<i>Macon</i>	12	2.51%
<i>Marion</i>	4	0.84%
<i>Muscogee</i>	305	63.67%
<i>Quitman</i>	6	1.25%
<i>Randolph</i>	7	1.46%
<i>Schley</i>	4	0.84%
<i>Stewart</i>	8	0.0167
<i>Sumter</i>	61	0.12735
<i>Talbot</i>	2	0.00418
<i>Taylor</i>	13	0.02714
<i>Webster</i>	0	0

